



PIVOT DOOR CLOSER

NHN® PDC100 SERIES

KENWA

<http://www.kenwa.co.jp>

ACCESSORIES

TP1 TOP PIVOT



TP2 TOP PIVOT



KPF-1 CORNER PATCH



KPF-2 TOP PATCH



KPF-4 WALL MOUNTED TRANSOM PATCH



PIVOT DOOR CLOSER

KENWA

<http://www.kenwa.co.jp>

NHN® PDC100 SERIES



The NHN PDC100 pivot closer, is the first in the Flagship Range from NHN's next generation of hidden door closers.

Incorporating the latest cam type technology, the NHN PDC100 pivot closer offers easy opening with increased efficiency on the closing torque.

The closing speed is easily adjusted via two independent adjustment valves.

Available with or without hold open at 90°.

Narrow style with high performance.

5 year Guarantee against faulty workmanship.

FEATURES

- Suitable for a glass door 8-13mm thick, 750 - 1000mm wide and a maximum weight of 100kg.
- Supplied non handed the NHN PDC100 provides optimum efficiency with quick and easy installation.
- Simple final adjustments. 3mm backward / forward, 3mm left / right, $\pm 4^\circ$ alignment.
- Ambient temperature $-20^\circ - +50^\circ$.
- Finishes available as standard are satin and polished stainless steel.
(other finishes are available on request).



TOWER WEST 12FL, UMEDA SKY BUILDING, 1-1-30,
OYODO-NAKA, KITA-KU, OSAKA 531-0076 JAPAN

Phone: 81-(0)6-6454-9721

Facsimile: 81-(0)6-6454-9726

E-Mail: info@kenwa.co.jp <http://www.kenwa.co.jp>

<http://www.micomautodoor.com>

E.&O.E.

All sizes, photo's and drawings are subject to change without prior notice.
Copyright © 2012 KENWA CO.,LTD. OSAKA JAPAN All Rights Reserved.

DISTRIBUTED BY



p. (02) 6280 4655
a. 3/129 Gladstone Street, Fyshwick ACT 2609
e. sales@progressivecontrols.com.au
w. www.progressivecontrols.com.au



PIVOT DOOR CLOSER

NHN PDC100 SERIES



<http://www.kenwa.co.jp>

SELECTION CHART / FUNCTION & ADJUSTMENT

SELECTION CHART

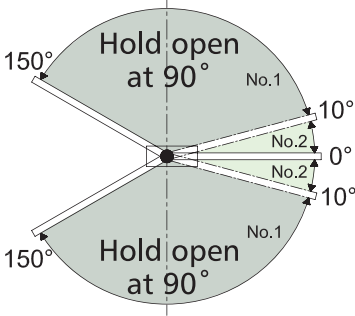
MODEL NO.	Function	Door width	Door weight	Max. opening angle
PDC100	Non-hold open	1000mm	100kg	150°
PDC100-S	Hold open (90°)			90°

1

Double action

Non hold open model PDC100:
Maximum opening angle 150°

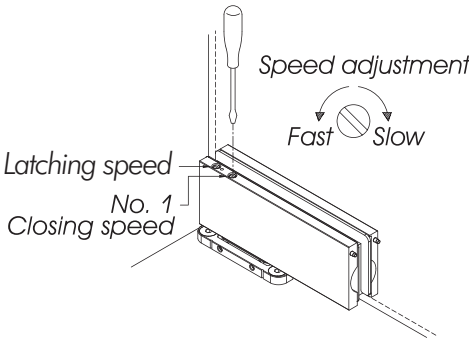
Hold open model PDC100-S:
Hold open position and maximum
opening angle 90°



2

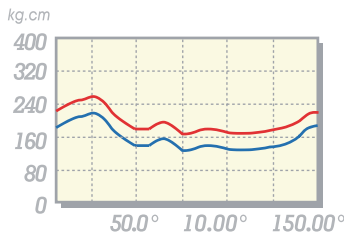
Two speed adjustment

Closing speed (150°~ 10°)
Latching speed (10°~ 0°)



3

Providing over 70% efficiency, the NHN
PDC100 combines light opening with
smooth closing.



PIVOT DOOR CLOSER

NHN PDC100 SERIES



<http://www.kenwa.co.jp>

INSTALLATION

